

## Bioconversion of Cassava Starch to Ethanol in a Simultaneous Saccharification and Fermentation Process by Co-Cultures of *Aspergillus niger* and *Saccharomyces cerevisiae*

S.A. Ado<sup>1\*</sup>, G.B. Olukotun<sup>1</sup>, J.B. Ameh<sup>1</sup> and A. Yabaya<sup>2</sup>

<sup>1</sup>Department of Microbiology, Ahmadu Bello University, Zaria, Nigeria.

<sup>2</sup>Department of Microbiology, Kaduna State University, Kaduna, Nigeria.

(Received: 02 July 2009; accepted: 20 October 2009)

Ethanol production by co-cultures of *A. niger* (GS4) and *S. cerevisiae* (BK6) was studied using cassava starch as substrate. At 1% substrate concentration ethanol yield was 0.35g/100ml while the ethanol concentration increased to a maximum of 3.60g/100ml at 8% substrate concentration. When the culture conditions were optimized, the ethanol yield further increased to 4.30g/100ml at a temperature of 35°C, pH 5.0, 300rpm agitation rate and reduced fermentation period of 4 days.

**Key words:** *A. niger*, *S. cerevisiae*, Fermentation, Ethanol, Cell dry weight, Residual sugar.

Cassava (*Manihot esculenta*) is one of the important roots crops that provide the major part of the daily calorie needs of people in the tropics. Unlike grains, however, cassava, like other root and tuber crops have high water content which accounts for their poor storage and utilization potential. As such, a very large proportion of the crops are lost yearly (Ihekoronye and Ngoddy, 1995). This crop is grown abundantly, hence, is more widely distributed in the tropics than grains (Omemu *et al.*, 2005).

Since the starch of this crop is susceptible to hydrolysis they could be converted to ethanol after hydrolysis by either chemical, enzymatic or by the combination of both (Seeman *et al.*, 2007).

In recent years, a new technique was introduced that combines both hydrolysis and fermentation of starch in a single-step process. This is simultaneous saccharification and fermentation. In such a process, two organisms with synergistic relationships are co-cultured together in the same vessel. A study has shown that co-culturing of an efficient sugar fermenter such as *Saccharomyces cerevisiae* with an *Aspergillus* species in a starch medium would prevent accumulation of inhibitory concentrations of reducing sugar and hence, an enhancement of the amylolytic activity, the amount of starch metabolizable, and the total ethanol yield (Abouzied and Reddy, 1986).

The purpose of this study was to examine the effects of some environmental factors on the bioconversion of cassava starch into ethanol using

---

\* To whom all correspondence should be addressed.  
E-mail: salehado@yahoo.com

co-cultures of *A. niger* and *S. cerevisiae* in a simultaneous saccharification and fermentation (SSF) process.

## MATERIAL AND METHODS

### Organisms

Amylase-producing *A. niger* (GS4) was isolated from the soil by burying starch containing grains in a moist, humus garden soil for five days. Aliquot of 0.1ml of  $10^{-5}$  suspension of the buried grains in sterile distilled water was spread on sterile solidified isolation medium consisting of soluble starch (1% (w/v)), peptone (1% (w/v)), yeast extract (1% (w/v)) and agar-agar (1.5% (w/v)). After incubation of the plates at 30°C for five days, the plates were flooded with iodine solution and observed for blue-black colour disappearance around colonies. The colony with the largest zone of clearance was subcultured on fresh, sterile potato dextrose agar (PDA) for further studies. Based on its starch hydrolysing ability, Isolate GS4 was selected for use and was maintained on PDA slants at 4°C.

*Saccharomyces cerevisiae* used in the study was isolated from a local fermented beverage (*burukutu*). Aliquot of 0.1ml of  $10^{-5}$  dilution of the beverage was spread on the surface of a solidified PDA plate and incubated for 72 hours at 30°C. Colonies suspected to be *S. cerevisiae* based on colonial characteristics were subcultured on PDA slants for subsequent identification. A smear of the isolate was examined microscopically after staining with methylene blue. Thermo tolerance, osmotolerance, ethanol tolerance, sugar utilization tests as well as ethanol production potential of the yeast isolates were determined (Ameh *et al.*, 1989). The isolate (BK6) found to be most suitable was selected and maintained on fresh PDA slants at 4°C.

### Cassava Starch Preparation

The cassava starch used for this investigation was prepared into soluble starch by the modified method of Abouzied and Reddy (1986). Peeled and chopped portion of the fresh tuber was wrapped in a piece of muslin cloth, immersed in water and heated to extract the starch. The starch extract was dried on layers of muslin cloth in an airy condition for 48 hours. The dried starch was pulverized and stored in air-

tight container for further use.

### Media

The growth medium used for preparing the organisms contained (per 100ml); Soluble Starch, 1g; Glucose, 1g; Peptone, 0.1g; Malt Extract, 0.1g; Yeast Extract, 0.2g; Magnesium Chloride, 0.1g; Calcium Carbonate, 0.2g; Ammonium Phosphate, 0.2g; and Ferrous Sulphate, 0.001g. The fermentation medium used for ethanol production in this experiment was the same as the growth medium stated above except that starch concentrations ranging from 1 to 10% was used when testing for the effect of different substrate concentrations. One normal HCl and one normal NaOH were used to adjust the pH of the medium to 6.0.

### Inocula Preparation

*A. niger* and *S. cerevisiae* inocula were prepared by using slant cultures to inoculate 50ml of sterile growth medium contained in 200ml Erlenmeyer flasks. The flasks were incubated with shaking (200rpm) at 30°C for 5 days.

### Experimental Set-Up and Fermentation Procedure

A starting batch of 400ml medium in 1 litre Erlenmeyer flask was used. Four grams (4g) of cassava substrate was utilized in the first batch. Varying amounts (1 to 10% w/v) of the substrate was however used to test the effect of substrate concentration on ethanol yield. The flasks were sterilized by autoclaving at 121°C for 15 minutes and *A. niger* corresponding to  $2.5 \times 10^6$  spores/ml and *S. cerevisiae* ( $3 \times 10^8$  cells/ml) were used as the inocula and incubation was at 30°C, 200rpm for 7 days.

### Optimization of Culture Conditions

To study the effect of pH on ethanol production, the fermentation was carried out with the initial pH adjusted to 3, 4, 5, 6, 7 and 8. The effect of temperature was studied by carrying out fermentation at temperature range of 30°C, 35°C, 40°C, 45°C and 50°C. The effect of agitation rate was determined by carrying out fermentation at agitation rates of 300rpm, 400rpm and 500rpm. The length of fermentation was extended to 14 days at the optimum culture parameters, 8% (w/v) substrate concentration, pH 5, 35°C and agitation rate of 300rpm to determine the effect of length of fermentation on the final ethanol yield.

### Analytical Procedure

Thirty milliliter aliquots from each flask were taken after thorough shaking of the flasks in order to homogenize the contents at 24-hours interval during fermentation. This was used for the analysis of cell biomass, ethanol concentration, and residual sugar concentration. Cell biomass was determined by centrifuging ten milliliters sample, drying the cells obtained to a constant weight at 60°C, and expressing the dry weight as grams per 100 ml growth medium. Ethanol concentration was determined by measuring its specific gravity after distillation. The specific gravity value was used to determine ethanol concentration from a standard curve prepared using known concentrations of ethanol. The residual sugar in the fermentation medium was analyzed by the dinitrosalicylic (DNS) acid method of Miller (1959). A standard curve was previously prepared using varying concentration of glucose and the calibration curve was used to determine the residual sugar. Qualitative test (infrared determination) was carried out on all sample of ethanol produced using infrared spectrophotometer (Model: Nicolet IR 100 FT-IR). The infrared spectra of the liquid ethanol were

compared with that of an absolute ethanol.

### RESULTS

The result in table 1 shows ethanol yield, reducing sugar, cell dry weight as well as pH and temperature variation obtained during the fermentation of 1% cassava starch. The spectra reading carried out on all samples also showed the presence of OH functional group at the appropriate position confirming its ethanol status. From this result there was a gradual increase in yield of ethanol from the first day (0.05g/100ml) through to the fifth day when a maximum of 0.35g/100ml was obtained. This represents 35% of the starch utilized and 68.6% of the theoretical yield. Five days was therefore selected as the optimum length of fermentation. The cell dry weight (growth) increased throughout the length of fermentation from 0.15g/100ml to 0.63g/100ml. The reducing sugar concentration also reduced from 0.24g/100ml obtained on the first day of fermentation to 0.01g/100ml on the 7<sup>th</sup> day. pH of the medium decreased from 6.0 to 4.70 and the temperature increased gradually from

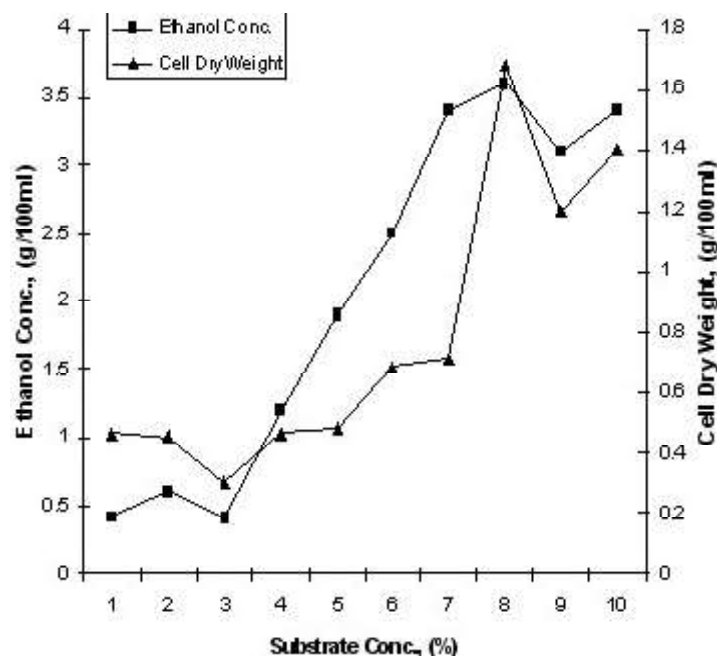
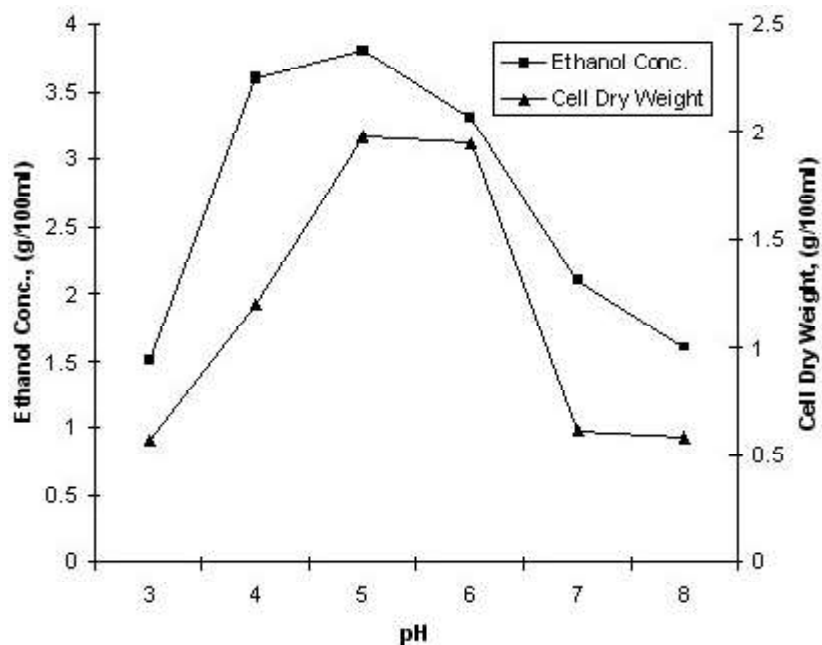
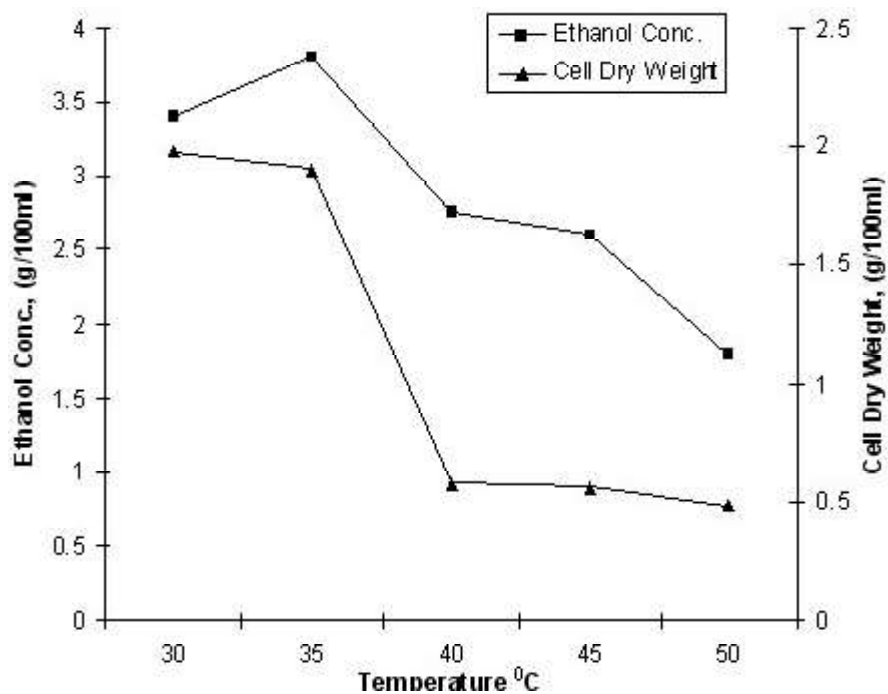


Fig. 1. Effect of cassava substrate concentration on ethanol yield and growth (cell dry weight) by co-cultures of *A. niger* and *S. cerevisiae*



**Fig. 2.** Effect of pH values on ethanol yield and growth (cell dry weight) by co-cultures of *A. niger* and *S. cerevisiae* grown on 8% cassava substrate



**Fig. 3.** Effect of temperature on ethanol yield and growth (cell dry weight) by co-cultures of *A. niger* and *S. cerevisiae* grown on 8% cassava substrate

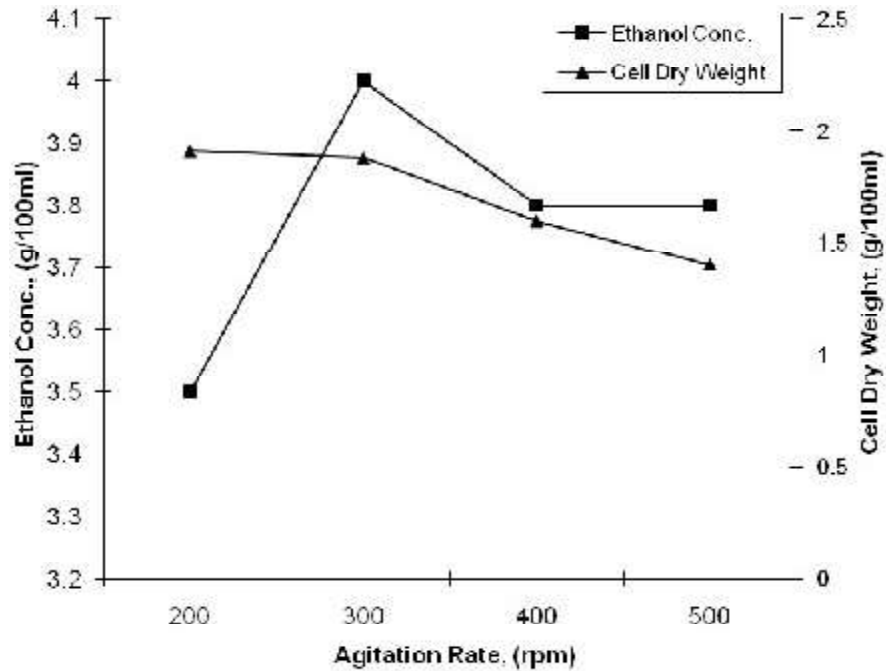


Fig. 4. Effect of agitation rate on ethanol yield and growth (cell dry weight) by co-cultures of *A. niger* and *S. cerevisiae* grown on 8% cassava substrate

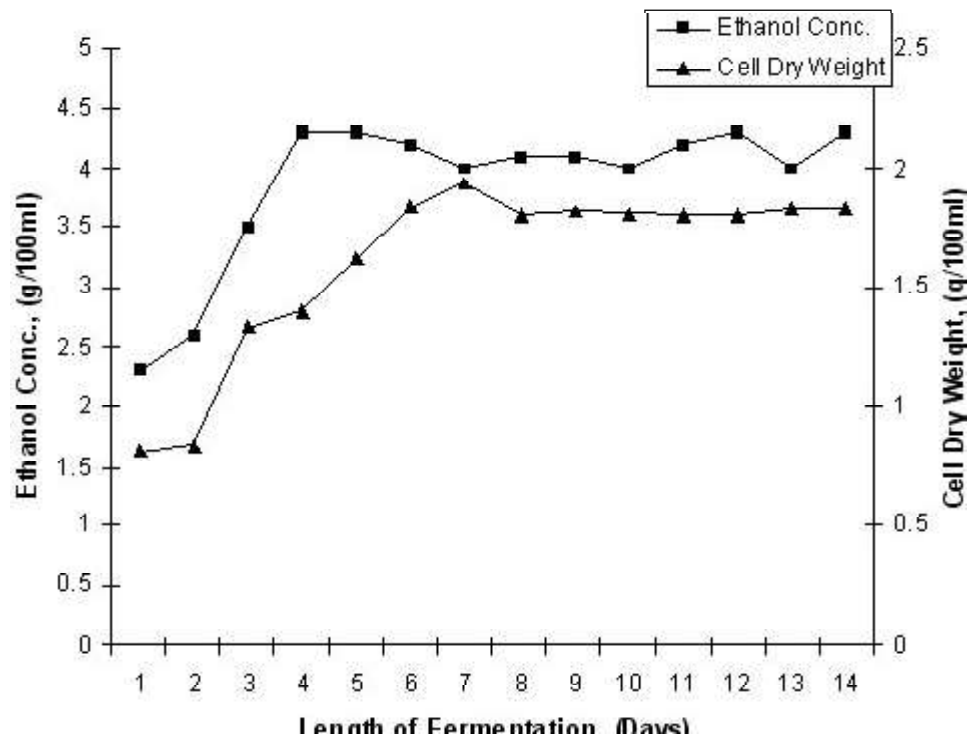


Fig. 5. Ethanol yield and cell dry weight (growth) by co-cultures of *A. niger* and *S. cerevisiae* grown on 8% cassava substrate at pH 5, 300rpm, 35°C and for 14 days

26.3°C to 27.9°C (Table 1).

The result of optimization of cassava substrate concentration shows increased ethanol yield from 1% (0.35g/100ml) to 8%, which gave the highest yield of 3.60g/100ml. Concentrations above 8% show reduction in ethanol yield. Substrate concentration with the highest ethanol yield (8%) was therefore selected for further studies. At 1% concentration, 0.46g/100ml cell dry weight was recorded while 1.68g/100ml was recorded at 8% concentration (Fig 1).

Figure 2 shows the effect of pH variation on ethanol yield. There was a gradual increase in ethanol yield from pH 3 to 5 (1.50g/100ml to 3.80g/100ml respectively) and then declined. Cell dry weight also increased from 0.56g/100ml at pH 3 to 1.98g/100ml at pH 5.0 and then declined beyond this pH. pH 5.0 was then chosen for further studies.

The effect of temperatures on ethanol yield is shown in figure 3. The study revealed that ethanol yield increases from 3.40g/100ml at 30°C

**Table 1.** Co-culture fermentation of 1% cassava soluble starch for ethanol production

Fermentation time (Days)	Temp.(°C)	pH	CDW (g/100ml)	Reducing sugar (g/100ml)	Ethanol yield (g/100ml)
1	26.3	6.0	0.15	0.24	0.05
2	26.4	5.03	0.21	0.19	0.12
3	27.4	4.95	0.30	0.16	0.18
4	27.2	4.66	0.43	0.13	0.28
5	27.2	4.59	0.49	0.09	0.35
6	27.7	4.82	0.50	0.03	0.33
7	27.9	4.70	0.63	0.01	0.34

CDW = Cell dry weight

to a maximum of 3.80g/ml at 35°C. At temperatures beyond 35°C, there was a reduction in ethanol yield. Therefore, 35°C was chosen as the optimum temperature in subsequent fermentation. Growth of organisms was also maximal at temperatures between 30 and 35°C (1.98g/100ml).

Figure 4 shows the effect of agitation of culture medium during fermentation. There was an increase in ethanol yield from 3.50g/100ml obtained at 200rpm to 4.00g/100ml at 300rpm. Agitation rate of 300rpm was then selected for further study. Cell dry weight decreased from 1.91g/100ml to 1.40g/100ml with increase in agitation rate

Figure 5 shows the result of the study carried out to determine the effect of length of fermentation on ethanol yield. The optimum fermentation conditions were brought to bear during this fermentation i.e 8% cassava starch concentration, 35°C, 300rpm and pH 5.0. Maximum ethanol concentration of 4.30g/100ml was obtained on the 4<sup>th</sup> day of fermentation. This

yield represents 53.8% of the starch utilized and a theoretical yield of 105%.

## DISCUSSION

The result of this findings shows that soil is rich in amylase-producing organisms. This agrees with the study carried out by Adebiyi and Akinyanju (1998), that the soil is known to be a repository of amylase producing organisms. The result also show that simultaneous fermentation of cassava substrate to ethanol by a mixture of starch digesting fungus (*A. niger*) and non-starch-digesting, sugar-fermenting organism such as *Saccharomyces cerevisiae* is feasible (Abouzied and Reddy, 1986).

The efficiency of starch conversion to ethanol was enhanced by optimization of the culture conditions. This is obvious when the maximum theoretical yield was increased from 68.6% (using 1% substrate) to 105% (using 8% substrate). It clearly showed that the proposition for high substrate loading for industrial

fermentation is feasible and hence always desired (Nagodawithana *et al.*, 1974). It is noteworthy that when the culture condition was optimized, the length of fermentation decreased from 5 days to 4 days. Since decreasing length of fermentation is desirable for ethanol yield as it reduces time input, optimal culture conditions should therefore be maintained during industrial fermentation. As it was observed in the course of the study, increasing agitation rate beyond 300rpm did not increase ethanol yield. Also, an increase in the length of fermentation beyond five days neither enhanced ethanol yield nor cell dry weight.

In conclusion, the results of this study shows that simultaneous saccharification and fermentation of cassava substrate is feasible. It equally revealed the fact that optimization of culture condition could enhance ethanol production from cassava using co-culture technique, thereby increasing the economy, in terms of percentage of starch fermentation to ethanol. It also showed that increasing temperature, pH, agitation rate and length of fermentation beyond certain level neither increase ethanol yield nor cell dry weight (Aysun *et al.*, 2007).

## REFERENCES

1. Abouzied, M. M. and Reddy, C.A., Direct fermentation of potato starch to ethanol by cocultures of *Aspergillus niger* and *Saccharomyce cerevisiae*. *Applied and Environmental Microbiology*, 1986; **52**: 1055-1059.
2. Adebisi, C. A. B. and Akinyanju, J. A., Thermophilic amylase producers from soil. *Nigerian Journal of Science and Technology*, 1998; **11(1)**: 30-38.
3. Ameh, J.B., Okagbue, R.N and Ahmad, A.A., Isolation and characterization of local yeast strains for ethanol production. *Nigerian Journal of Technology Research*, 1989; **1**: 47-52.
4. Aysun, S., Ahmed, C. and Unal, U. M., The effect of fermentation temperature on the growth kinetics of wine yeast species. *Turkey Journal of Agriculture*, 2007; **31** : 349-359.
5. Ihekoronye, A.I. and Ngoddy, P.O., Integrated Food Science and Technology for the tropics. Macmillan Education Ltd, London, 1995; 272-273.
6. Miller, G.L., Use of dinitrosalicylic acid reagent for determination of reducing sugar. *Analytical Chemistry*, 1959; **31**: 426-428.
7. Nagodawithana, T. W., Castellano, C. and Steinkraus, K. H., Effect of dissolved oxygen, temperature, initial cell count and sugar concentration on the viability of *Saccharomyces cerevisiae* in rapid fermentation. *Applied Microbiology*, 1974; **28**: 283-391.
8. Omemu, A. M., Akpan, I., Bankole, M. O. and Teniola, O. D., Hydrolysis of raw tuber starches by amylase of *Aspergillus niger* AMO7 isolated from the soil. *African Journal of Biotechnology*, 2005; **4(1)**: 19-25.
9. Seeman, J., Patel, R., and Shobha, K.S., Study of ethanol production from fungal pretreated wheat and rice strain: *The Internet Journal of Microbiology*, 2007; **4(1)**: 160-163.